AEROFLOT GROUP ANNOUNCES OPERATING RESULTS FOR JUNE 2016

News / Airlines

Aeroflot PJSC (Moscow Exchange ticker: AFLT) announces traffic statistics for Aeroflot Group ("the Group") and Aeroflot – Russian Airlines ("the Company") for June and the first six months of 2016.

© 2015-2026 50SKYSHADES.COM — Reproduction, copying, or redistribution for commercial purposes is prohibited.

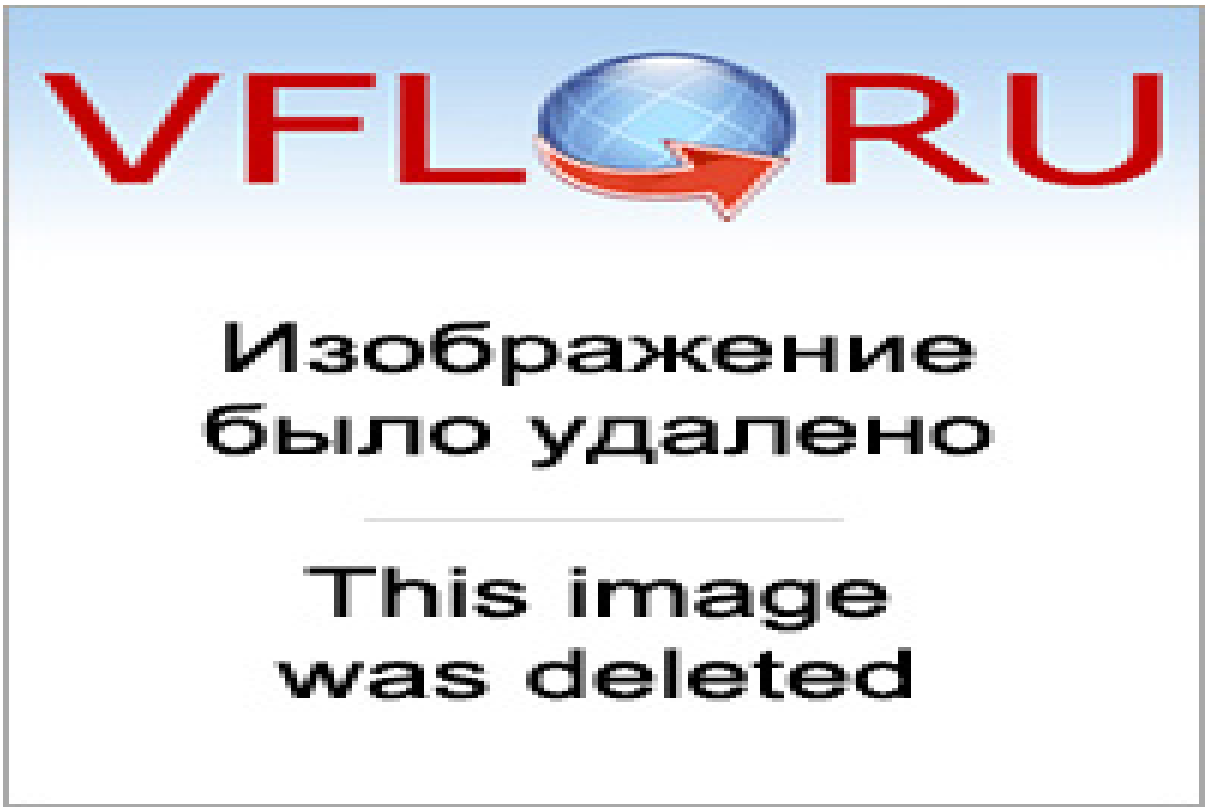

6M 2016 Operating Highlights

In the first six months of 2016, Aeroflot Group carried 19.7 million passengers, up 10.3% year-on-year. Aeroflot airline carried 13.4 million passengers, a year-on-year increase of 12.2%. Group and Company revenue passenger kilometres (RPKs) increased by 12.4% and 12.2% year-on-year, respectively. Available seat kilometres (ASKs) rose by 8.2% year-on-year for Aeroflot Group and by 9.4% for Aeroflot airline. The passenger load factor increased by 2.9 percentage points (p.p.) year-on-year to 78.6% for the Group and by 2.0 p.p. year-on-year to 78.9% for the Company.

© 2015-2026 50SKYSHADES.COM — Reproduction, copying, or redistribution for commercial purposes is prohibited.

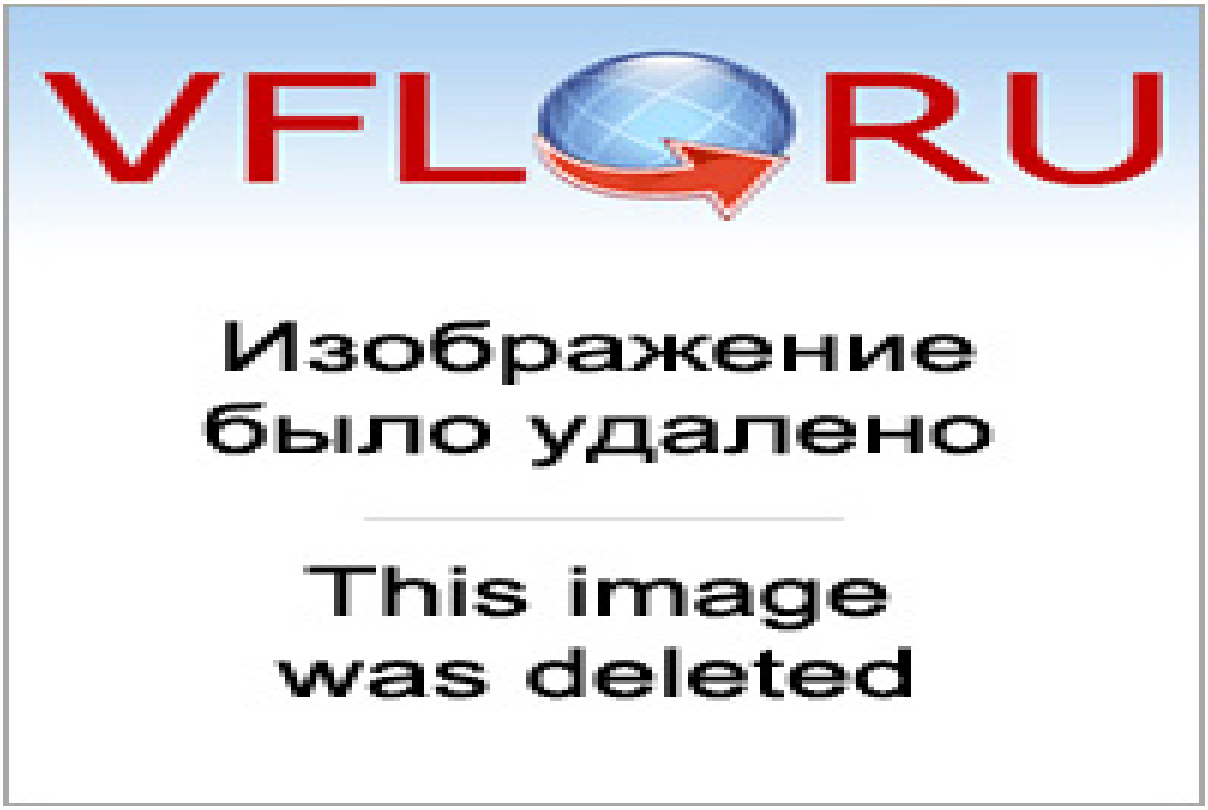

June 2016 Operating Highlights

In June 2016, Aeroflot Group carried 3.9 million passengers, up 5.8% year-on-year. Aeroflot airline carried 2.5 million passengers, a year-on-year increase of 6.5%.

Group and Company RPKs increased by 9.7% and 7.9% year-on-year, respectively. ASKs rose by 6.0% year-on-year for Aeroflot Group and by 5.8% for Aeroflot airline.

On domestic routes, Group passengers carried and RPKs grew by 3.9% and 6.4% year-on-year, respectively. ASKs remained flat year-on-year. Company passengers carried and RPKs on domestic routes were up 6.3% and 3.9% year-on-year, respectively. Company ASKs decreased by 2.1%.

© 2015-2026 50SKYSHADES.COM — Reproduction, copying, or redistribution for commercial purposes is prohibited.

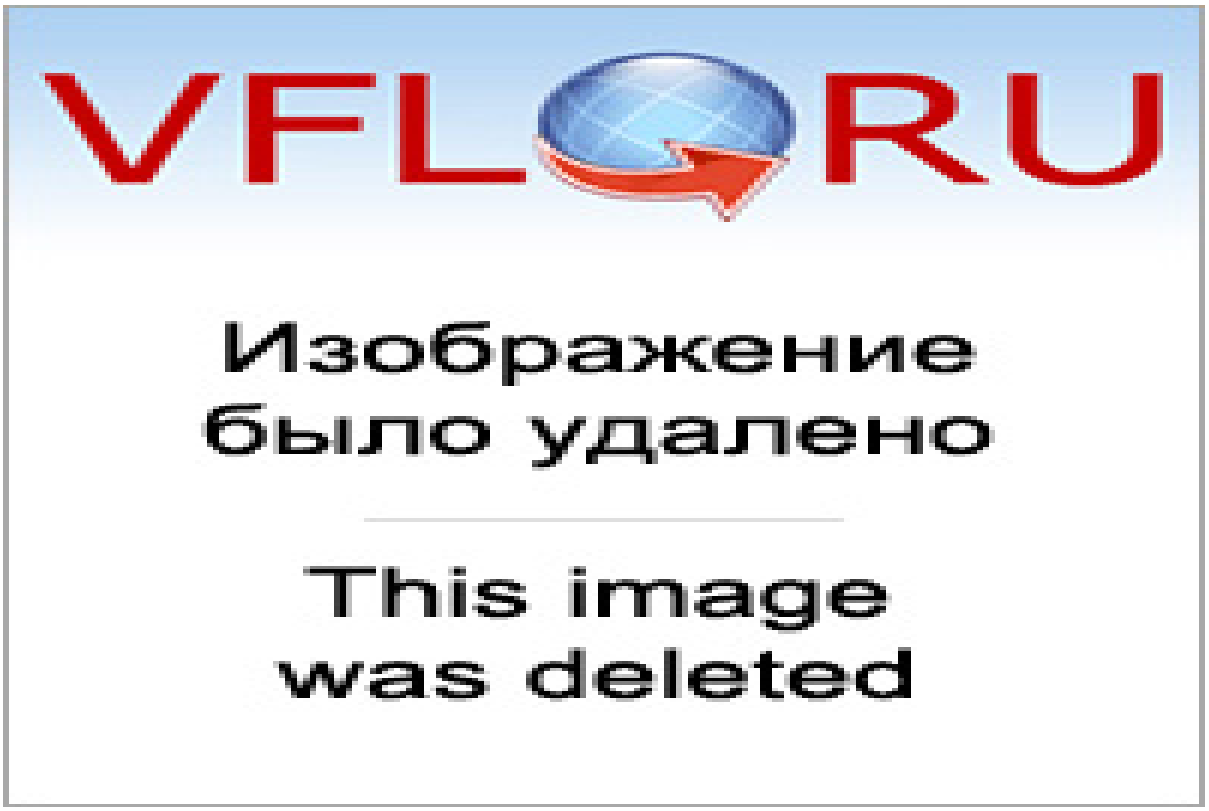

On international routes, Group passengers carried rose 8.5% year-on-year while Group RPKs were up 12.7% year-on-year. ASKs for the period increased 11.5% year-on-year. Passengers carried on Aeroflot airline international flights increased 6.6%, RPKs increased by 10.5% and ASKs rose 10.7%. International traffic increased despite the suspension of flights to destinations in Ukraine and Egypt and the suspension of charter service to Turkey. International traffic growth was supported by a decline in competition as several foreign carriers reduced flight frequencies to Russia, Aeroflot airline's higher international transit traffic through its Sheremetyevo hub and Transaero's exit from the market, which triggered a reallocation of domestic and international routes amongst market players.

As a result of these factors, the passenger load factor increased by 2.8 p.p. year-on-year to 83.9% for the Group and by 1.7 p.p. year-on-year to 84.2% for the Company.

© 2015-2026 50SKYSHADES.COM — Reproduction, copying, or redistribution for commercial purposes is prohibited.

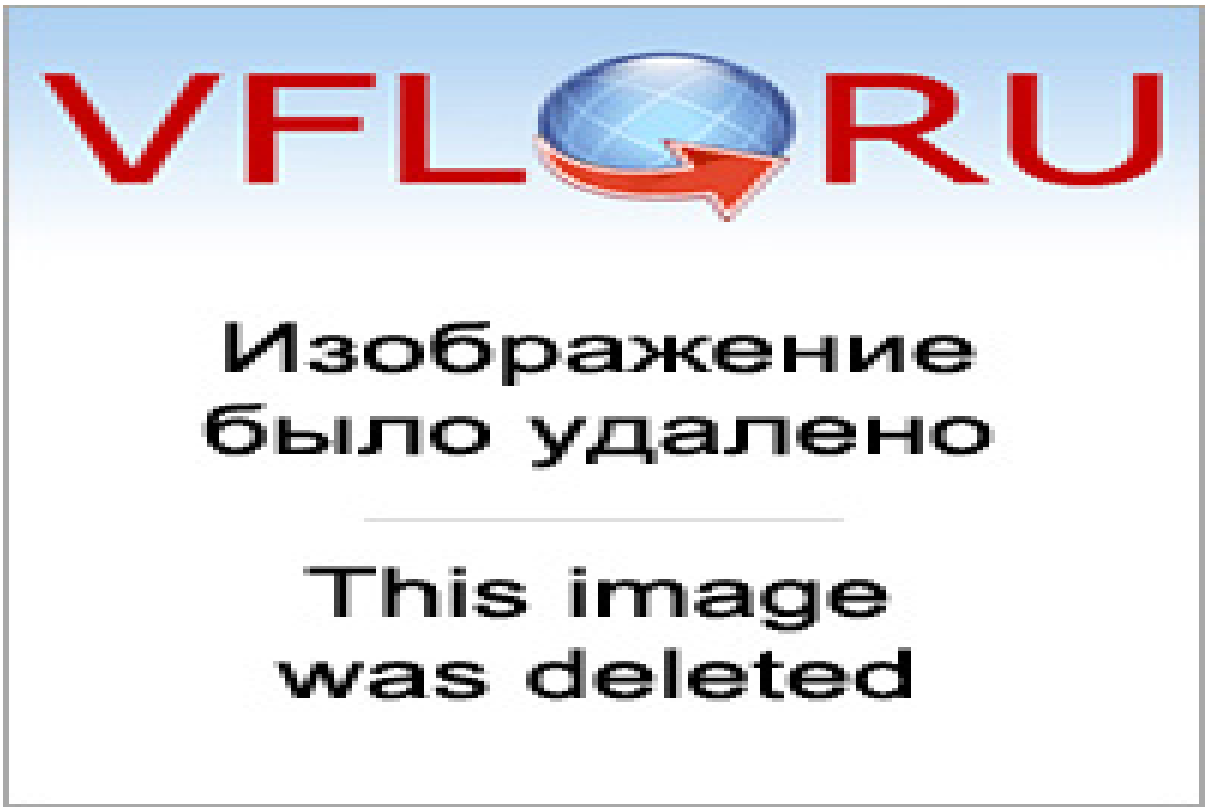

Fleet Update

In 6M 2016, the Group added three Boeing 737-800s, three Boeing 747, three Boeing 777-300ER, five SSJ100s, one Airbus A319, three DHC 8-Q400s and four Airbus A320s. Five Airbus A319s, four Airbus A321s, two Airbus A320s, one Boeing 737-800 and one Boeing 767 were phased out of the Aeroflot Group fleet. The Group fleet increased by nine aircraft, bringing the fleet size to 267 aircraft (excluding one An-24 which was leased out) as of 30 June 2016.

For 6M 2016, Aeroflot airline added three Boeing 737-800s, one Boeing 777-300ER, five SSJ100s and four Airbus A320s. Five Airbus A319s, one Airbus A320 and four Airbus A321s were phased out. Aeroflot airline grew its fleet by three aircraft, bringing the total fleet to 170 aircraft as of 30 June 2016.

© 2015-2026 50SKYSHADES.COM — Reproduction, copying, or redistribution for commercial purposes is prohibited.

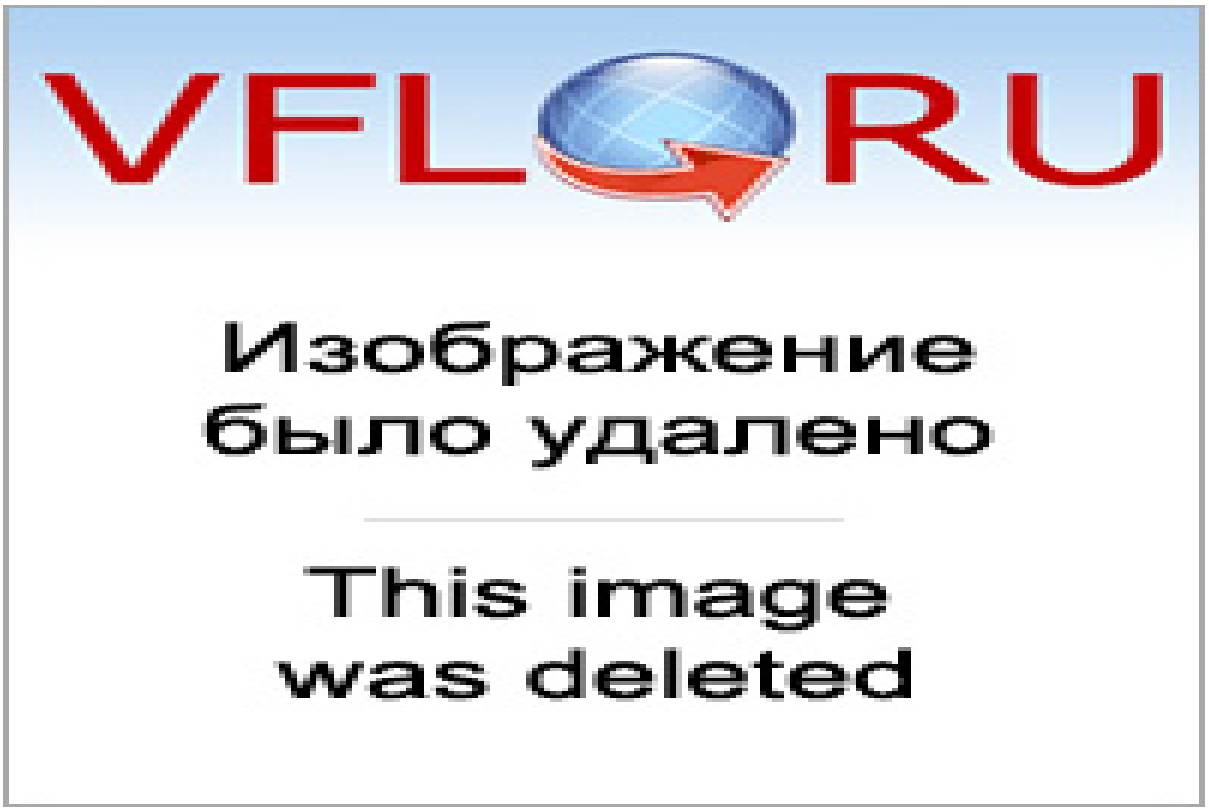

Aeroflot Group Operating Results

	June 2016	June 2015	Change	6M 2016	6M 2015	Change
Passengers carried, thousand PAX	**3,942.6**	**3,727.3**	**5.8%**	**19,694.2**	**17,854.3**	**10.3%**
- international	1,607.6	1,481.0	8.5%	8,092.0	7,558.1	7.1%
- domestic	2,335.0	2,246.3	3.9%	11,602.2	10,296.2	12.7%
Revenue Passenger Kilometres, mln	**10,035.7**	**9,151.9**	**9.7%**	**50,010.1**	**44,478.6**	**12.4%**
- international	5,366.7	4,764.0	12.7%	28,276.5	25,019.0	13.0%
- domestic	4,669.0	4,387.9	6.4%	21,733.6	19,459.6	11.7%

© 2015-2026 50SKYSHADES.COM — Reproduction, copying, or redistribution for commercial purposes is prohibited.

Available Seat Kilometres, mln	**11,956.3**	**11,279.1**	**6.0%**	**63,615.8**	**58,788.6**	**8.2%**
- international	6,536.7	5,860.4	11.5%	36,830.1	33,006.9	11.6%
- domestic	5,419.6	5,418.7	-	26,785.7	25,781.7	3.9%
Passenger load factor, %	**83.9%**	**81.1%**	**2.8 p.p.**	**78.6%**	**75.7%**	**2.9 p.p.**
- international	82.1%	81.3%	0.8 p.p.	76.8%	75.8%	1.0 p.p.
- domestic	86.2%	81.0%	5.2 p.p.	81.1%	75.5%	5.6 p.p.
Cargo and mail carried, tonnes	**15,347.4**	**13,401.3**	**14.5%**	**84,804.6**	**75,266.2**	**12.7%**
- international	6,459.4	7,173.6	(10.0%)	39,212.9	39,369.9	(0.4%)
- domestic	8,888.0	6,227.7	42.7%	45,591.7	35,896.3	27.0%
Revenue Cargo Tonne Kilometres, mln	**68.2**	**56.6**	**20.5%**	**369.4**	**317.1**	**16.5%**
- international	29.7	34.1	(12.9%)	182.7	187.4	(2.5%)
- domestic	38.5	22.5	71.1%	186.7	129.7	43.9%
Revenue Tonne Kilometres, mln	**971.4**	**880.2**	**10.4%**	**4,870.4**	**4,320.2**	**12.7%**
- international	512.7	462.8	10.8%	2,727.7	2,439.1	11.8%

© 2015-2026 50SKYSHADES.COM — Reproduction, copying, or redistribution for commercial purposes is prohibited.

- domestic	458.7	417.4	9.9%	2,142.7	1,881.1	13.9%
Available Tonne Kilometres, mln	**1,450.8**	**1,362.9**	**6.4%**	**7,723.4**	**7,081.7**	**9.1%**
- international	794.0	715.8	10.9%	4,542.3	4,081.9	11.3%
- domestic	656.8	647.1	1.5%	3,181.1	2,999.8	6.0%
Revenue load factor, %	**67.0%**	**64.6%**	**2.4 p.p.**	**63.1%**	**61.0%**	**2.1 p.p.**
- international	64.6%	64.7%	(0.1 p.p.)	60.1%	59.8%	0.3 p.p.
- domestic	69.8%	64.5%	5.3 p.p.	67.4%	62.7%	4.7 p.p.
Flight hours for fleet	**79,523**	**76,451**	**4.0%**	**430,865**	**411,987**	**4.6%**

Aeroflot – Russian Airlines Operating Results

	June 2016	**June 2015**	**Change**	**6M 2016**	**6M 2015**	**Change**
Passengers carried, thousand PAX	**2,542.5**	**2,388.4**	**6.5%**	**13,438.1**	**11,980.5**	**12.2%**
- international	1,271.3	1,192.8	6.6%	6,783.0	6,356.3	6.7%
- domestic	1,271.2	1,195.6	6.3%	6,655.1	5,624.2	18.3%
Revenue Passenger Kilometres, mln	**7,199.5**	**6,671.7**	**7.9%**	**38,326.8**	**34,166.0**	**12.2%**
- international	4,486.0	4,060.3	10.5%	24,548.6	22,241.1	10.4%

© 2015-2026 50SKYSHADES.COM — Reproduction, copying, or redistribution for commercial purposes is prohibited.

- domestic	2,713.5	2,611.4	3.9%	13,778.2	11,924.9	15.5%
Available Seat Kilometres, mln	**8,551.9**	**8,084.9**	**5.8%**	**48,602.9**	**44,418.5**	**9.4%**
- international	5,496.6	4,964.7	10.7%	32,087.0	29,116.4	10.2%
- domestic	3,055.3	3,120.2	(2.1%)	16,515.9	15,302.1	7.9%
Passenger load factor, %	**84.2%**	**82.5%**	**1.7 p.p.**	**78.9%**	**76.9%**	**2.0 p.p.**
- international	81.6%	81.8%	(0.2 p.p.)	76.5%	76.4%	0.1 p.p.
- domestic	88.8%	83.7%	5.1 p.p.	83.4%	77.9%	5.5 p.p.
Cargo and mail carried, tonnes	**12,896.6**	**11,764.8**	**9.6%**	**74,239.6**	**65,479.0**	**13.4%**
- international	6,324.1	6,961.0	(9.1%)	38,188.1	38,197.0	-
- domestic	6,572.5	4,803.8	36.8%	36,051.5	27,282.0	32.1%
Revenue Cargo Tonne Kilometres, mln	**58.9**	**53.3**	**10.5%**	**344.1**	**296.3**	**16.1%**
- international	29.4	33.6	(12.5%)	180.6	184.6	(2.2%)
- domestic	29.5	19.7	49.7%	163.5	111.7	46.4%
Revenue Tonne Kilometres, mln	**706.9**	**653.7**	**8.1%**	**3,793.6**	**3,371.3**	**12.5%**
- international	433.2	399.0	8.6%	2,390.0	2,186.3	9.3%
- domestic	273.7	254.7	7.5%	1,403.6	1,185.0	18.4%

© 2015-2026 50SKYSHADES.COM — Reproduction, copying, or redistribution for commercial purposes is prohibited.

Available Tonne Kilometres, mln	**1,068.8**	**1,017.3**	**5.1%**	**6,066.8**	**5,548.1**	**9.3%**
- international	680.3	618.3	10.0%	4,004.2	3,664.5	9.3%
- domestic	388.5	399.0	(2.6%)	2,062.6	1,883.6	9.5%
Revenue load factor, %	**66.1%**	**64.3%**	**1.8 p.p.**	**62.5%**	**60.8%**	**1.7 p.p.**
- international	63.7%	64.5%	(0.8 p.p.)	59.7%	59.7%	-
- domestic	70.5%	63.8%	6.7 p.p.	68.1%	62.9%	5.2 p.p.
Flight hours for fleet	**53,646**	**50,469**	**6.3%**	**308,269**	**286,081**	**7.8%**

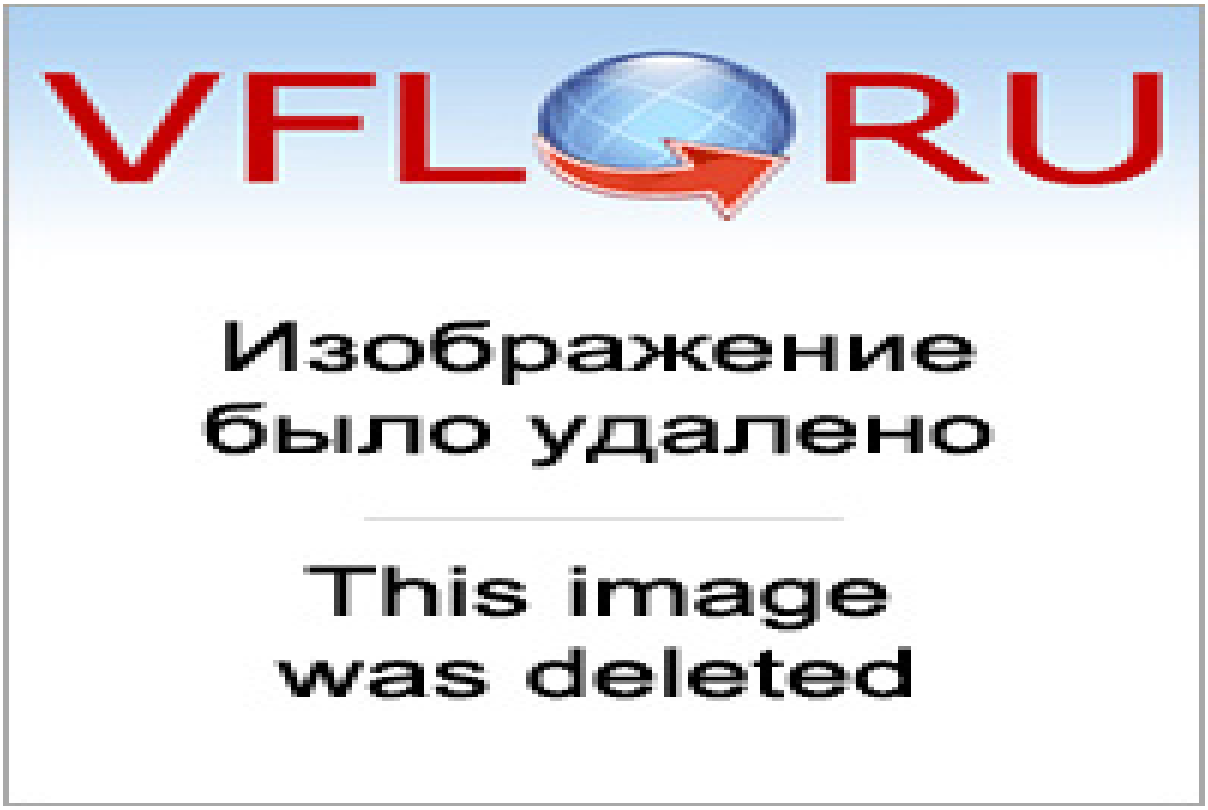

© 2015-2026 50SKYSHADES.COM — Reproduction, copying, or redistribution for commercial purposes is prohibited.

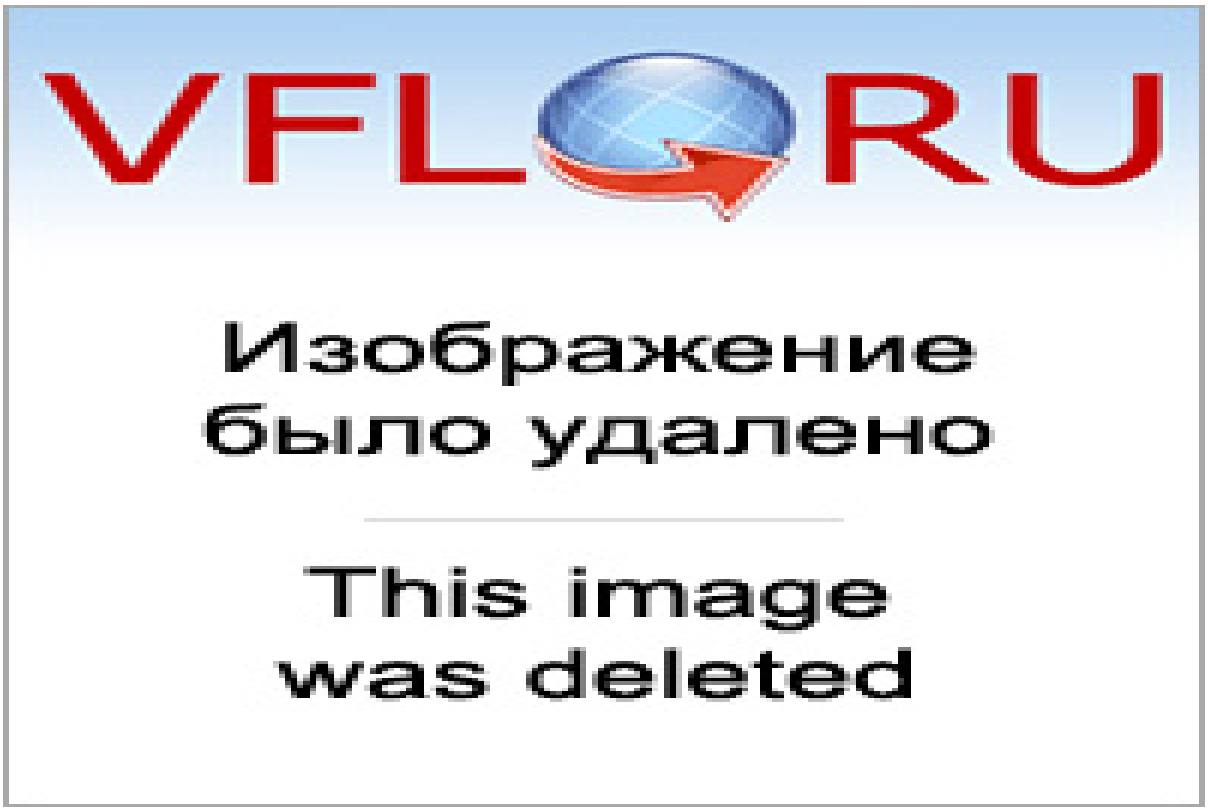

27 JULY 2016

ARTICLE LINK:
https://ids.50skyshades.com/news/airlines/aeroflot-group-announces-operating-results-for-june-2016

© 2015-2026 50SKYSHADES.COM — Reproduction, copying, or redistribution for commercial purposes is prohibited.